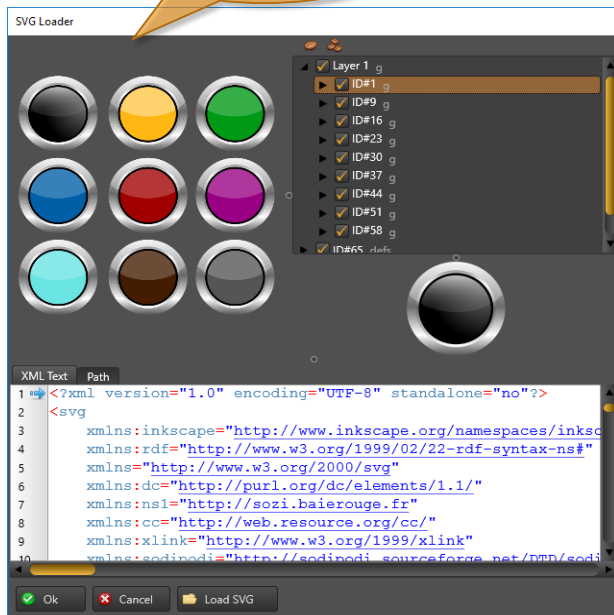
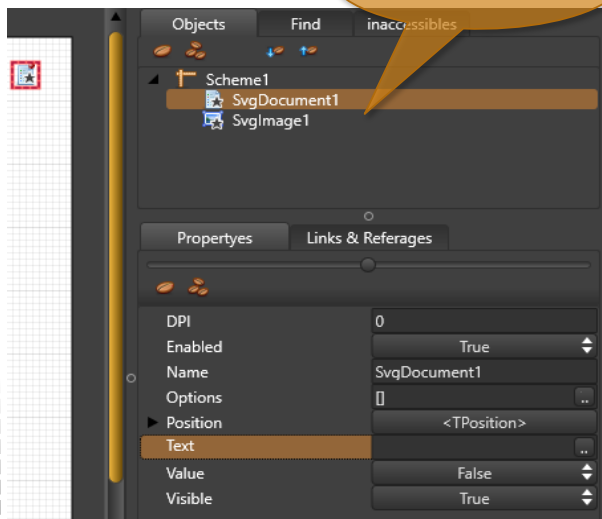
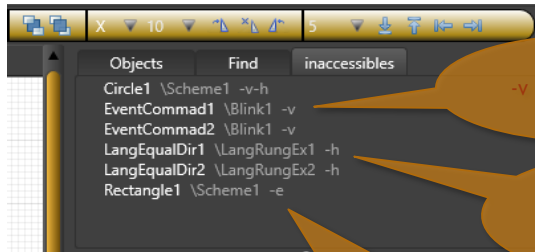


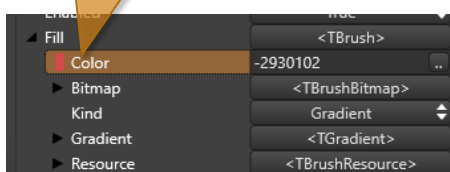
MAJOR UPDATES

V8.X	01.03.2023	Added	DelayMs , SDuplicate , SFormat Functions to UtilsLib.
V8.X	23.04.2023	Optimized	Serial Port Parser.
V8.X	29.04.2023	Added	"TXLangLinkValuesIfEx" Visual Link Component With Condition
V8.X	02.05.2023	Added	Focu Effect to TXButton ,TXEdit .. , TXCheckBox , TXTrackBar , TXFileList , TXItemList , TXDumpList
V8.X	13.05.2023	Added	Repair Project for old 8.xx version , It works automatically after load project .
V8.X	19.05.2023	Optimized	Gauges View.
V8.X	19.06.2023	Added	"TXScope" Scope Component .
V8.X	19.06.2023	Added	"TXDotText" Dot Matrix Text Component .
V8.X	20.06.2023	Renewed	XLanduage , Chart and Gauges icons.
V8.X	20.06.2023	Fixed	Property Editor Freze bug.
V8.X	14.07.2023	Added	"TXMemos" Memo Component.
V8.X	14.07.2023	Added	"TXSms" Sms Component For Android.
V8.X	14.07.2023	Fixed	"TXUsbSerial" Recive problem.
V8.X	15.07.2023	Fixed	"TXSvgDocument" File Reading Problem.
V8.X	15.07.2023	Fixed	"TXJisonParser" Wizard Entry Error.
V8.X	20.07.2023	Fixed	the Error of running the project with double click.
V8.X	20.07.2023	Added	"TXSVGDocument" SVG File Export Option.
V8.X	22.07.2023	Rename	"TXUtils" Functions Date to DateV , Time to TimeV
V8.X	22.07.2023	Added	"TXUtils" Functions HourV , MinuteV , SecondV , MonthV , YearV
V8.X	30.07.2023	Fixed	TXEditN => "TXSerial" Error problem.
V8.X	01.08.2023	Fixed	Add two Events Command in "TXBlink" Problem.
V8.X	14.08.2023	Update	Repair old Project Method , It works automatically after load project .
V8.X	04.08.2023	Added	Pass Counter To "TXBlock".
V8.X	04.08.2023	Optimized	Kernel.
V8.X	10.08.2023	Optimized	All Kernel.
V8.X	10.08.2023	Remove Property	"DumpList.MaskSpecialChars" Mask All Invisible Chars With "."
V8.X	10.08.2023	Added	0xA = xA = #10 = \$A (0x = x = \$ Hexadecimal) (# Ascii) SpecialChars
V8.X	11.08.2023	Added	OnConnect Event to "TXScheme"
V8.X	18.08.2023	Optimized	Corrected incorrect and missing support information.
V8.X	01.09.2023	Fixed	After Add "'XChart ..." Tag Value = 0 Problem.
V8.X	09.09.2023	Added	PDF Export to "TXReport"
V8.X	09.09.2023	Added	Find to Property Editor.
V8.9	09.09.2023	Added	TXUtils Procedure "ShowFile" To Show PDF , PNG , TXT Files on Browser.
V8.9	09.09.2023	Added	Browser is front After Show
V8.10	13.09.2023	Optimized	Property Editor Filter Method.
V8.10	13.09.2023	Added	Constant Auto Sense Value Type
V8.10	16.09.2023	Added	"TXReportView"
V8.10	20.09.2023	Fixed	"TXReport.." Error After Delete.
V8.10	20.09.2023	Fixed	"Property Editor" Auto Select Old Property
V8.10	20.09.2023	Optimized	"PopUp" Menu
V8.10	20.09.2023	Added	Property Editors Filter Active With "Enter" Key
V8.10	21.09.2023	Fixed	Report "TXReportView" error When page is more than one
V8.10	22.09.2023	Added	"OnBeforePrint" Event To Report Headers And Footers
V8.10	22.09.2023	Fixed	"Property Editor" Font Edit Dialog No read default settings.
V8.10	22.09.2023	Fixed	"Brush Designer" Make Template Problem
V8.11	27.09.2023	Added	"TXValue".Value Design time Set Value
V8.11	27.09.2023	Fixed	"TXReportHeader" and "TXReportFooter" Position in page
V8.11	29.09.2023	Added	"TXReportPage".PaperOrientation
V8.11	29.09.2023	Added	"TXReportPage".PaperUnit (CM,MM)
V8.11	12.10.2023	Added	"TXSerialPort" When remove the USB-Serial shows an error, when insert it again Make Reconnects.
V8.11	12.10.2023	Fixed	"TXGaugel" and "TXGaugeC" After Change ValueMax. or ValueMin. Set Value in Range Min.Max
V8.11	12.10.2023	Added	Select Fonts on Linux
V8.11	12.10.2023	Added	"TXDigitalN" Alarm Error
V8.11	18.10.2023	Added	"TXPath" PopUp With Path Clipper Tools
V8.11	03.11.2023	Added	"TXImage" Image Referange
V8.11	03.11.2023	Added	"TXLangRungRef" Copy "TBitmap" Object From Source To Target
V8.11	03.11.2023	Renewed	"TXGaugel" With Vector Skin
V8.11	04.11.2023	Added	"On Referange" List To IDE , Show Referages To Object
V8.13	16.12.2023	Added	"TXHttpAPIMethod" Multi Thread feature (One thread per user)
V8.13	28.05.2024	Added	"TXSerialPort" Support ForAndroid
V8.13	28.05.2024	Added	"TXTCPServer" Multi Thread feature (One thread per user)
V8.13	28.05.2024	Added	"TXScript" With c++ , Pascal , Java , Basic Script feature
V8.13	28.05.2024	Fixed	"TXTabItem" Change Tab After Click On Object Inspector
V8.13	10.06.2024	Added	"TXSms" "OnRecive" Event To Take Action For Incoming SMS
V8.14	26.02.2025	Added	"TXSchemeCall" Component For Call External Project
V8.14	26.02.2025	Added	Zero (X , Y , Z) Button
V8.15	01.01.2026	Added	"TXTcpPipeServer" and "TXTcpPipeClient" Components For (Serial <-> TCP ; Bluetooth <-> TCP ; XX <-> TCP) Redirector

New V7

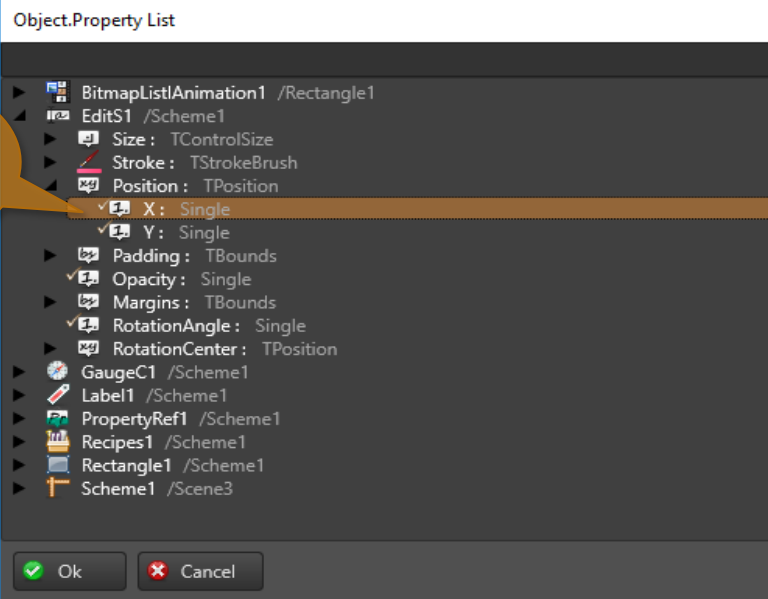


Property Editor Color Rectangle



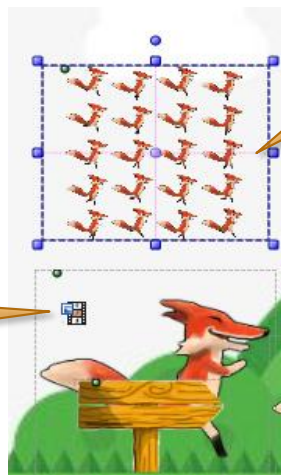
New V7

Check
Selectable
Property



BitmapListAnimation
To Any Bitmap Class

Animation
Frames



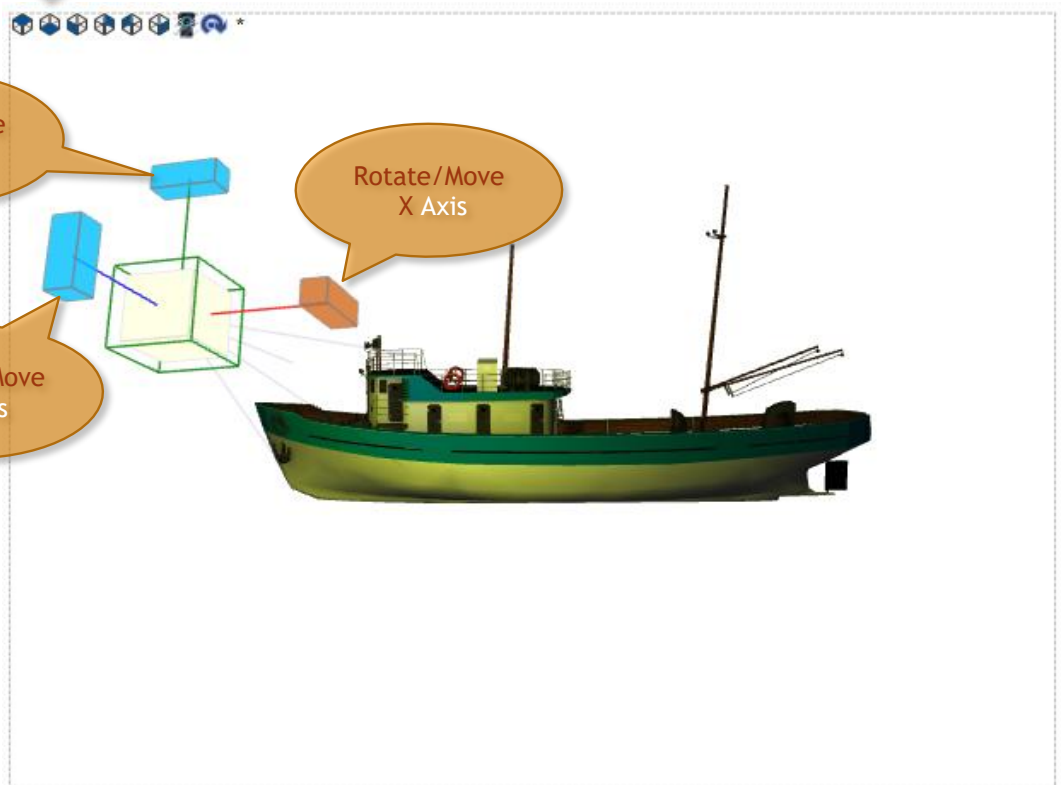
New V7

Top/Bottom/Front/Back/Right/Left/Original
Views

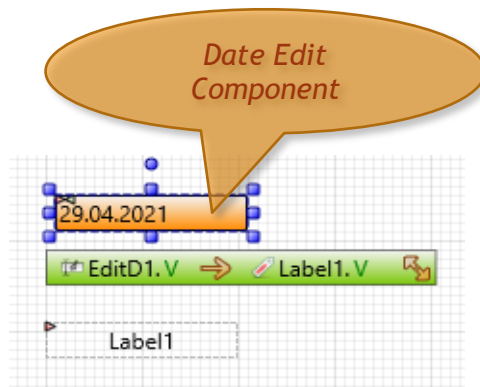
Rotate/Move
Y Axis

Rotate/Move
Z Axis

Rotate/Move
X Axis



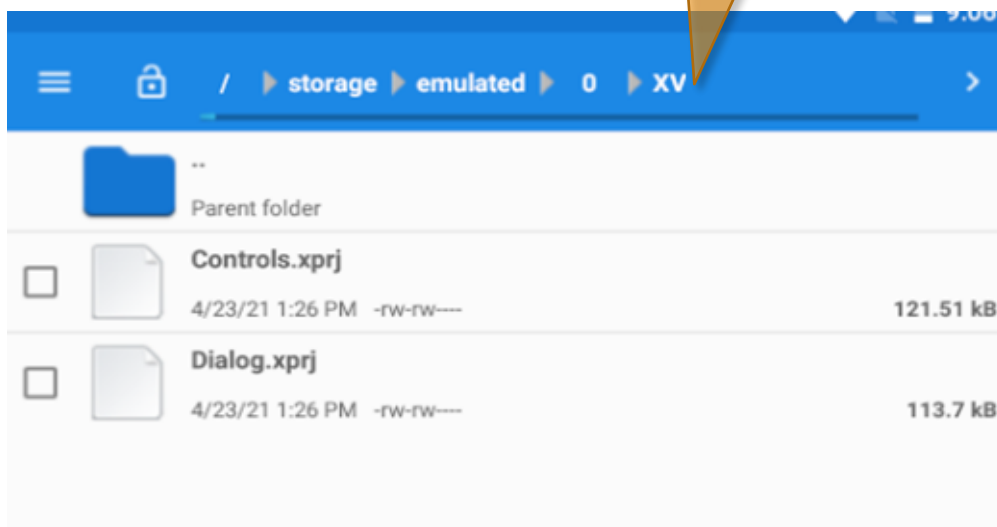
New V7



New V8



Project
Folder
XV8



New V8

Objects Find inaccessible

Scheme1

- SerialPort1 COM1:9600
- UsbSerialPort1 9600
- MqttSCient1 LocalHost:1883~Value1

Short Info

After Click Show Short Info

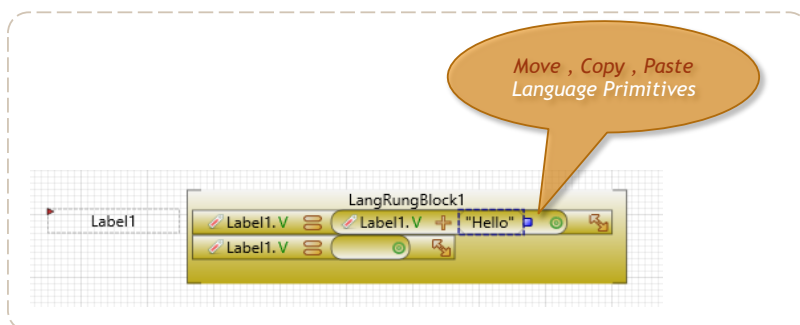
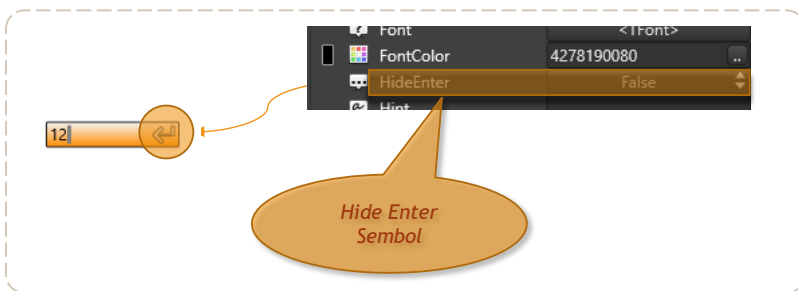
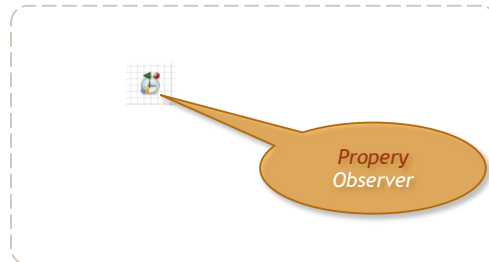
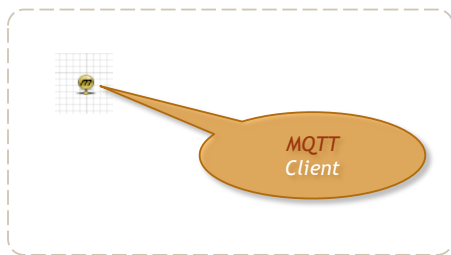
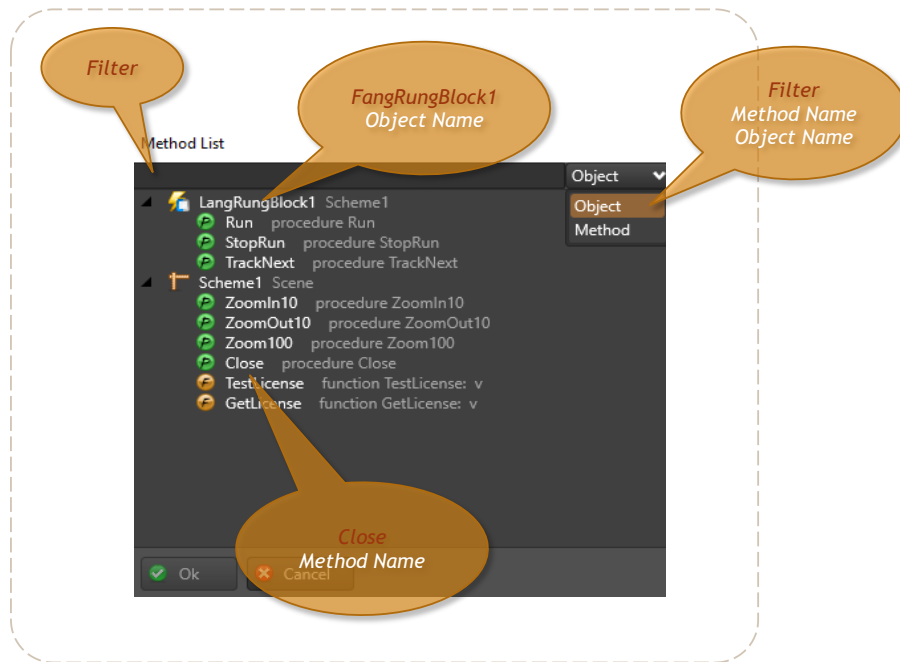
Objects	Find	inaccessibles
Contain	Text: tag	Name
PlcTag1	-> ProtocolModBusRTU1	1 : \$A00:Boolean:CoilBit: "M512"
PlcTag2	-> ProtocolModBusRTU1	1 : \$A01:Boolean:CoilBit: "M513"
PlcTag3	-> ProtocolModBusRTU1	1 : \$A02:Boolean:CoilBit: "M514"
PlcTag4	-> ProtocolModBusRTU1	1 : \$500:Boolean:CoilBit: "Y0"
PlcTag5	-> ProtocolModBusRTU1	1 : \$501:Boolean:CoilBit: "Y1"
PlcTag6	-> ProtocolModBusRTU1	1 : \$502:Boolean:CoilBit: "Y2"
PlcTag7	-> ProtocolModBusRTU1	1 : \$1000:Uint32:HoldingRegister: "D0"
PlcTag8	-> ProtocolModBusRTU1	1 : \$1002:Sint32:HoldingRegister: "D2"
PlcTag9	-> ProtocolModBusRTU1	1 : \$1004:Float32:HoldingRegister: "D4"

After Click Clear Info

MqttSCient1 LocalHost:1883~Value1 {TXMqttSCient}

Short Info

New V8



New V8.10

Property
Filter

Properties Links & Referages Log Messages

Propertyes (?) : Run Name

RunMargin	True
RunScrollBar	True
RunTestIDEVisible	False
RunWinFixed	False
RunZoomPercent	100

Properties Links & Referages Log Messages

Propertyes (?) : AI Name

AlarmError	<?>
AlarmInfo	<?>
MarginHorizontal	50
MarginVertical	50

Report1

Report1

ReportHeader1

QR Code

X Rep

GroupHeader2

Row No Header 2 Date

AlarmError	<?>
AlarmInfo	<?>
Description	
FileName	Xreport ..
FilePath	@ ..
Fill	<TBrush>
IOInfo	False
Locked	False
MaxHeight	390
MaxWidth	635
Name	Report1
Position	<TPosition>
ShowFile	True
View	ReportView1

Select
Report View

ReportView1

ReportView1

ReportView1

Properties Links & Referages Log Messages

Propertyes (?) : Name

Fill	<TBrush>
Locked	False
Name	ReportView1
Opacity	1
Position	<TPosition>
Size	<TControlSize>
Stroke	<TStrokeBrush>
Visible	True

Select: Preview:TXReportView

ReportView1 /Scheme3

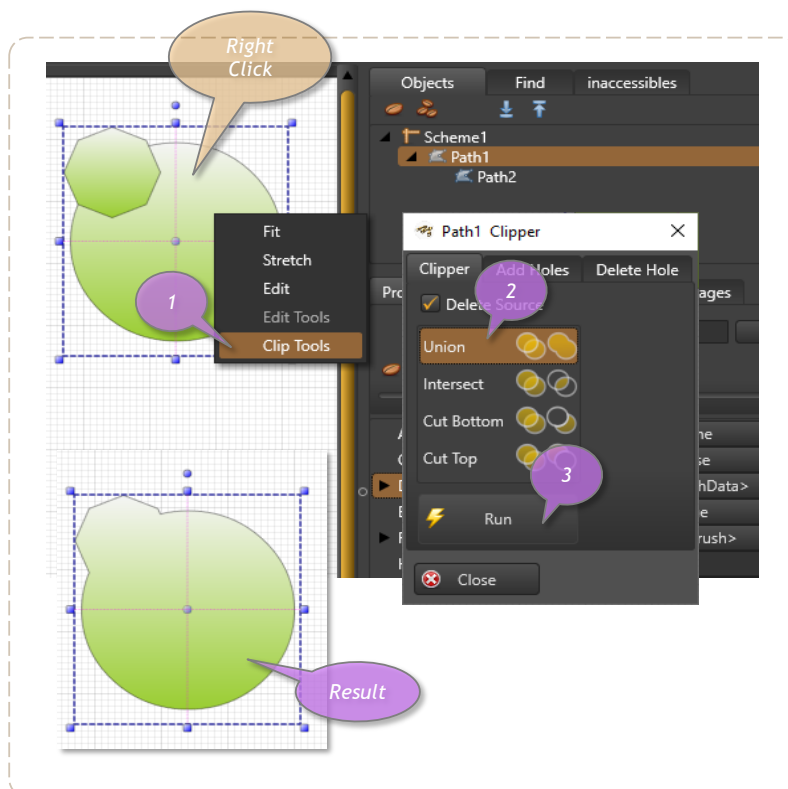
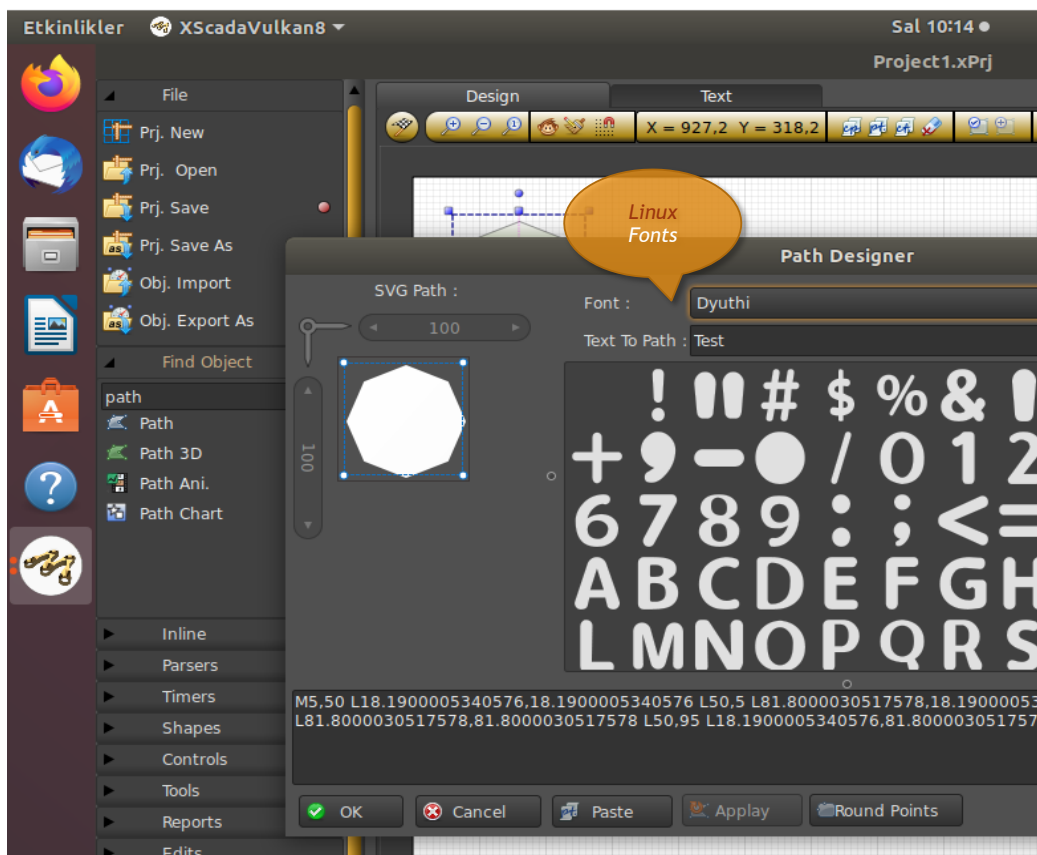
Ok Cancel

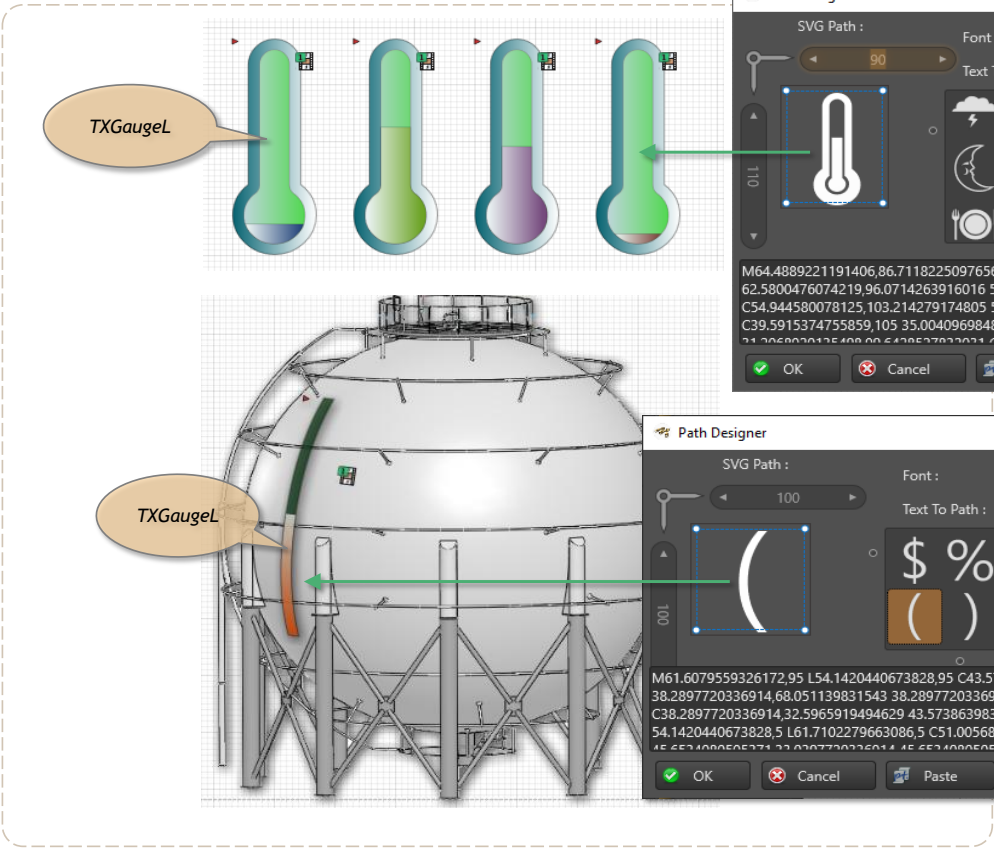
View

View

EventName	OnMouseDown ..
Name	EventCommad2
Position	<TPosition>
RefCommand	PreviewVIW
RefObject	Report1

New V8.11



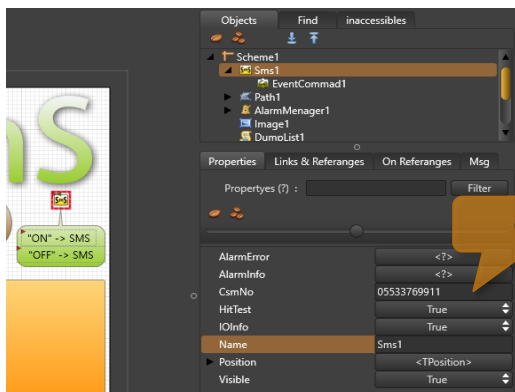


New V8.13

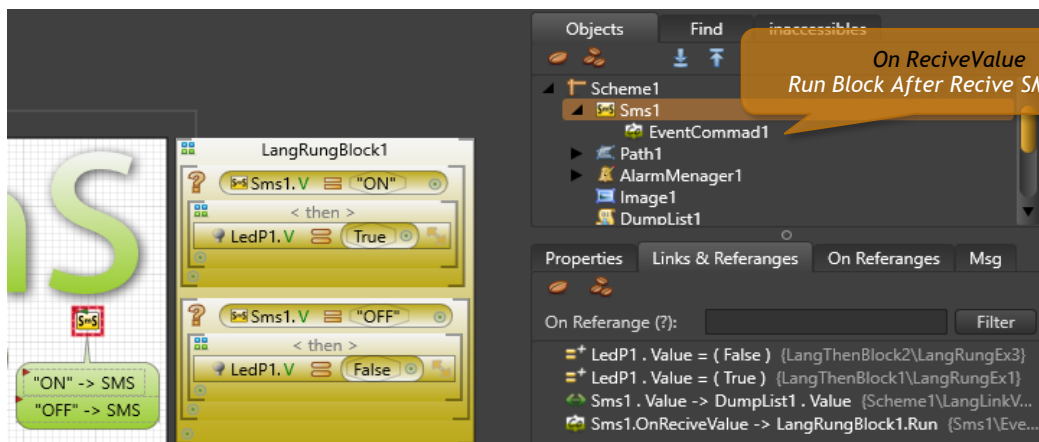
The sequence of steps is as follows:

- Step 1:** A screenshot of the main workspace showing a grid with a label named 'Label1' and a script object named 'Script1' above it.
- Step 2:** A screenshot of the 'Properties' panel on the right. The 'ScriptCode' property is selected, and a dropdown menu is open showing 'Script1' as the assigned value.
- Step 3:** A screenshot of the 'Script Editor' dialog box. It contains the text 'Begin' on line 1 and 'End.' on line 3.
- Step 4:** A screenshot of the 'Script Editor' dialog box with the 'Properties' button highlighted at the bottom.
- Step 5:** A screenshot of the 'Object.Property List' dialog box. The 'Value' property of 'Label1 /Scheme1' is selected, and its value is set to 'Variant'.
- Step 6:** A screenshot of the 'Object.Property List' dialog box with the 'Ok' button highlighted.
- Step 7:** A screenshot of the 'Script Editor' dialog box showing the final code: 'Begin' on line 1, 'Label1.Value := 'Hello';' on line 2, and 'End.' on line 3.

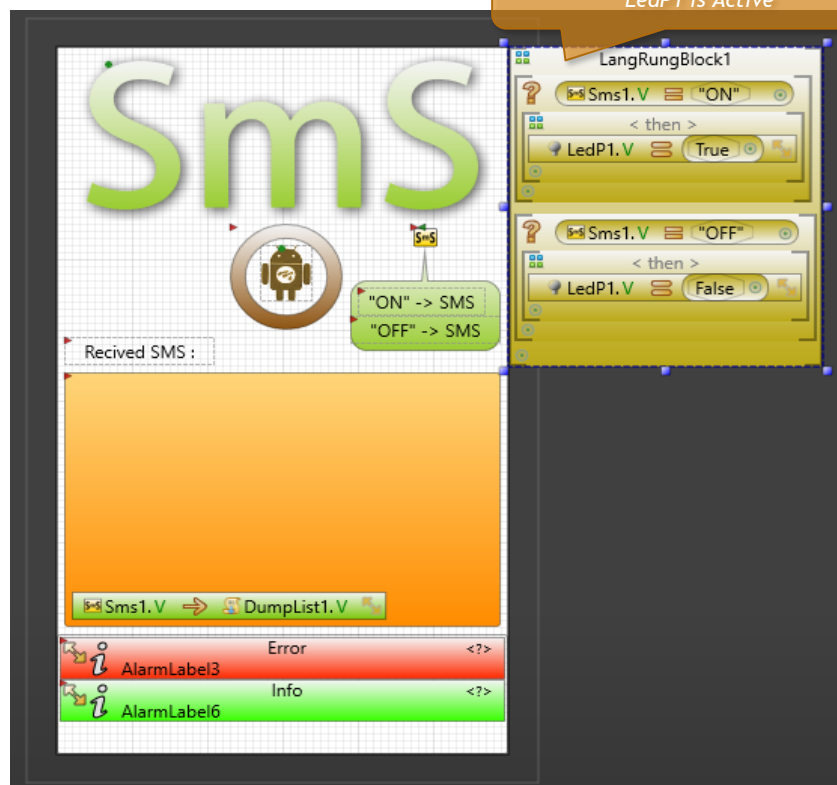
New V8.13



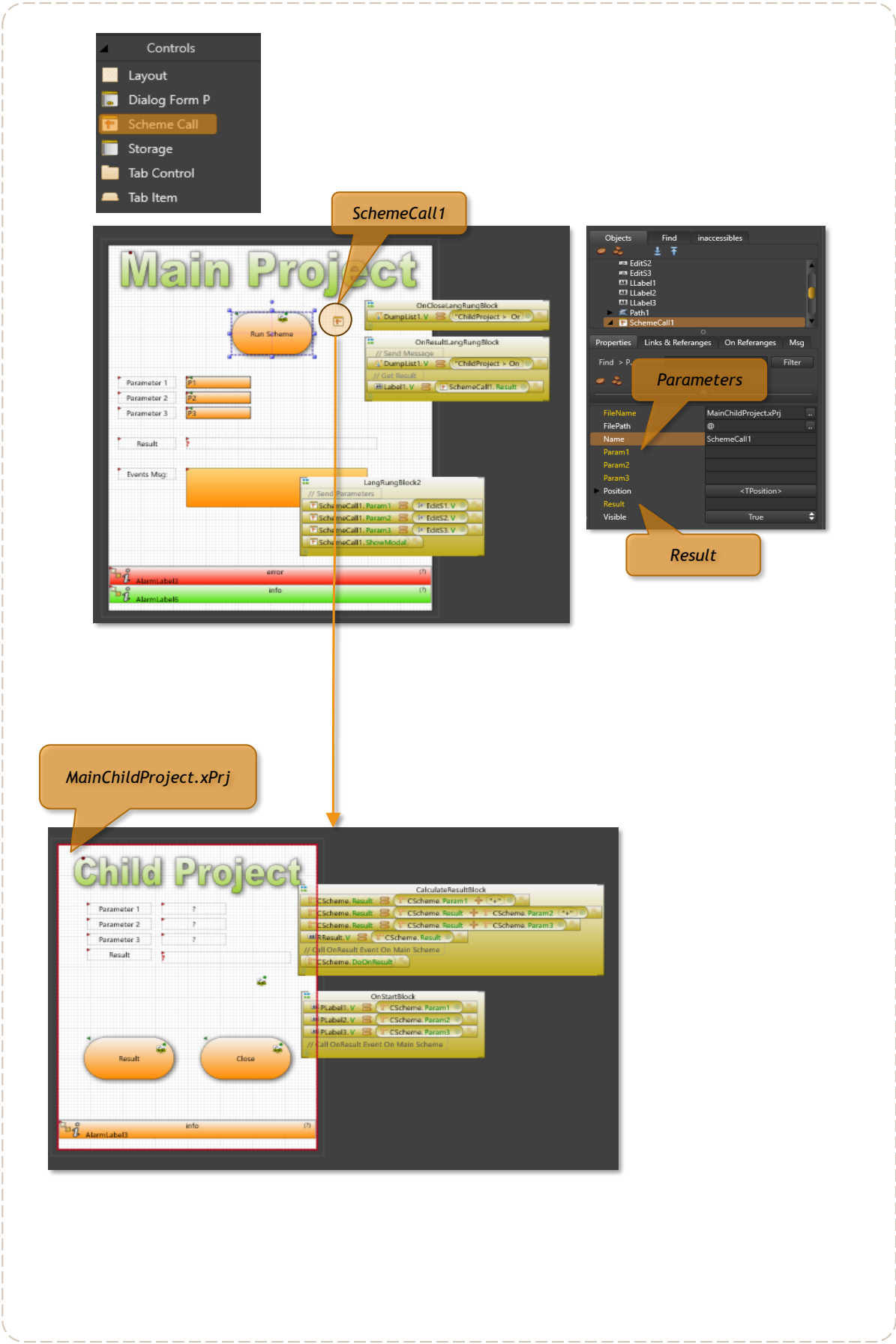
Csm #



On ReciveValue
Run Block After Recive SMS Text



If SMS Text = "ON"
LedP1 is Active

A blue, star-shaped badge with the text "New V8.14" in white.

TCP Pipe Client <=> TCP Pipe Server

